



AQUA MARINA NEW PRODUCT

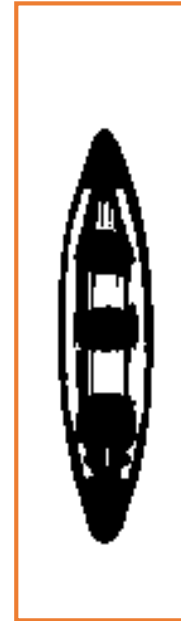
2022 - 2023



SS22 PRODUCT LINEUP



+



SS23 NEW PRODUCT



All-around x 4



All-around Advanced x 5



Touring x 4



Fitness x 3



Angling x 1



Speed x 3



INFLATABLE STANDUP PADDLE BOARD

wonder is all-around



ALL-AROUND

BREEZE/VAPOR/FUSION/MONSTER



BREEZE

ALL-AROUND

The new BREEZE features more generous volume and payload that cater to those looking for easier ride and carrying more luggage. The comfortable sand-ripple grooving footpad provides extra grip while the strengthened stainless steel leash D-ring ensures a safe ride in small waves. Constructed with Aqua Marina's exclusive Drop Stitch Light Technology, the BREEZE is lightweight but super stiff.

BREEZE 9'10" BT-23BRP

LENGTH	WIDTH	THICKNESS	VOLUME
9'10" / 300cm	30" / 76cm	4.7" / 12cm	229L
NET WEIGHT	MAX. PAYLOAD		
16.8 lbs / 7.6 kg	220 lbs / 100 kg		
WARRANTY	MAX. AIR PRESSURE		
24-month	15 psi		



Safety Leash



Slide-in Center Fin



LIQUID AIR V1 Pump



CIRCUPACK™



VAPOR

ALL-AROUND

The new VAPOR features more generous volume and payload that cater to those looking for easier ride and carrying more luggage. The comfortable sand-ripple grooving footpad provides extra grip while the strengthened stainless steel leash D-ring ensures a safe ride in small waves. Constructed with Aqua Marina's exclusive Drop Stitch Light Technology, the VAPOR is lightweight but super stiff.

VAPOR 10'4" BT-23VAP

LENGTH	WIDTH	THICKNESS	VOLUME
10'4" / 315cm	31" / 79cm	6" / 15cm	315L
NET WEIGHT	MAX. PAYLOAD		
18.1 lbs / 8.2 kg	308 lbs / 140 kg		
WARRANTY	MAX. AIR PRESSURE		
24-month	15 psi		



Safety Leash



Slide-in Center Fin



LIQUID AIR V1 Pump



CIRCUPACK™





FUSION

ALL-AROUND

The new FUSION features more generous volume and payload that cater to those looking for easier ride and carrying more luggage. The comfortable sand-ripple grooving footpad provides extra grip while the strengthened stainless steel leash D-ring ensures a safe ride in small waves. Constructed with Aqua Marina's exclusive Drop Stitch Light Technology, the FUSION is lightweight but super stiff.

FUSION 10'10" BT-23FUP

LENGTH	WIDTH	THICKNESS	VOLUME
10'10" / 330cm	32" / 81cm	6" / 15cm	3380L
NET WEIGHT	MAX. PAYLOAD		
19.4 lbs / 8.8 kg	330 lbs / 150 kg		
WARRANTY	MAX. AIR PRESSURE		
24-month	15 psi		



Safety Leash



Slide-in Center Fin



LIQUID AIR V1 Pump



CIRCUPACK™

Aluminum SPORTS III Paddle





MONSTER

ALL-AROUND

The new MONSTER features more generous volume and payload that cater to those looking for easier ride and carrying more luggage. The comfortable sand-ripple grooving footpad provides extra grip while the strengthened stainless steel leash D-ring ensures a safe ride in small waves. Constructed with Aqua Marina's exclusive Drop Stitch Light Technology, the MONSTER is lightweight but super stiff.

MONSTER 12'0" BT-23MOP

LENGTH 12'0" / 366cm	WIDTH 33" / 84cm	THICKNESS 6" / 15cm	VOLUME 390L
NET WEIGHT 22.7 lbs / 10.3 kg	MAX. PAYLOAD 374 lbs / 170 kg		
WARRANTY 24-month	MAX. AIR PRESSURE 15 psi		



Safety Leash



Slide-in Center Fin




LIQUID AIR V1 Pump



CIRCUPACK™

Aluminum SPORTS III Paddle



ALL-AROUND Series



Refreshed Outline Shape

New rounded square tail for better stability during paddling



Comfort EVA Footpad

Newly-developed sand-ripple grooving EVA footpad for ultimate comfort



Red Strap™ Bungee System

Iconic ultra elastic Red Strap™ bungee system for effortless cargo securing



Neoprene Carry Handle

Solid neoprene carry handle specifically designed for a comfortable grasp



Rubber Patched Valve

Quality rubber patched air valve for premium look and better airtightness



Seat D-ring

Added stainless steel D-rings on deck pad for optional seat connection (*Seat is not included.)

ALL-AROUND Series - ACC



Refreshed CIRCUPACK™

Made from recycled PET bottles - an estimated 28 PET bottles are spared from ending up in our landfills



SPORTS III Paddle

Featuring an iconic logo red shaft and reinforced blade for great paddling efficiency



LIQUID AIR V1 Pump

Featuring an iconic logo red piston and great inflating & deflating efficiency



Slide-in Center Fin

Removable slide-in Center Fin for toolless installation



Standard Safety Leash

Lightweight safety leash with great durability

ALL-AROUND ADVANCED

CORAL / BEAST / MAGMA / ATLAS



Raspberry



CORAL

ALL-AROUND ADVANCED

The new CORAL features more generous volume and payload that cater to those looking for easier ride and carrying more luggage. The comfortable diamond grooving sand-ripple exterior footpad provides extra grip while the strengthened stainless steel leash D-ring ensures a safe ride in small waves.

Constructed with Aqua Marina's exclusive Double Stringer Technology, the CORAL is 20% stiffer with extraordinary rigidity.

CORAL 10'2" BT-23COPR

LENGTH	WIDTH	THICKNESS	VOLUME
10'2" / 310cm	31" / 78cm	4.7" / 12cm	238L
NET WEIGHT	MAX. PAYLOAD		
19.8 lbs / 9.0 kg	231 lbs / 105 kg		
WARRANTY	MAX. AIR PRESSURE		
24-month	15 psi		



Coil Leash



Swift Attach Center Fin



LIQUID AIR V2 Pump



CIRCUCKACK™



Carry Strap

Carbon Hybrid PASTEL Paddle



Night Fade



CORAL

ALL-AROUND ADVANCED

The new CORAL features more generous volume and payload that cater to those looking for easier ride and carrying more luggage. The comfortable diamond grooving sand-ripple exterior footpad provides extra grip while the strengthened stainless steel leash D-ring ensures a safe ride in small waves.

Constructed with Aqua Marina's exclusive Double Stringer Technology, the CORAL is 20% stiffer with extraordinary rigidity.

CORAL 10'2" BT-23COPN

LENGTH	WIDTH	THICKNESS	VOLUME
10'2" / 310cm	31" / 78cm	4.7" / 12cm	238L
NET WEIGHT	MAX. PAYLOAD		
19.8 lbs / 9.0 kg	231 lbs / 105 kg		
WARRANTY	MAX. AIR PRESSURE		
24-month	15 psi		



Coil Leash



Swift Attach Center Fin



LIQUID AIR V2 Pump



CIRCUCKACK™



Carry Strap





BEAST

ALL-AROUND ADVANCED


The new BEAST features more generous volume and payload that cater to those looking for easier ride and carrying more luggage. The comfortable diamond grooving sand-ripple exterior footpad provides extra grip while the strengthened stainless steel leash D-ring ensures a safe ride in small waves.

Constructed with Aqua Marina's exclusive Double Stringer Technology, the BEAST is 20% stiffer with extraordinary rigidity.

BEAST 10'6"

BT-23BEP

LENGTH	WIDTH	THICKNESS	VOLUME
10'6" / 320cm	32" / 81cm	6" / 15cm	312L
NET WEIGHT	MAX. PAYLOAD		
20.9 lbs / 9.5 kg	308 lbs / 140 kg		
WARRANTY	MAX. AIR PRESSURE		
24-month	15 psi		



Coil Leash



Swift Attach Center Fin



LIQUID AIR V2 Pump



CIRCUPACK™

Carbon Hybrid PASTEL Paddle



MAGMA


ALL-AROUND ADVANCED

The new MAGMA features more generous volume and payload that cater to those looking for easier ride and carrying more luggage. The comfortable diamond grooving sand-ripple exterior footpad provides extra grip while the strengthened stainless steel leash D-ring ensures a safe ride in small waves.

Constructed with Aqua Marina's exclusive Double Stringer Technology, the MAGMA is 20% stiffer with extraordinary rigidity.

MAGMA 11'2" BT-23MAP

LENGTH	WIDTH	THICKNESS	VOLUME
11'2" / 340cm	33" / 84cm	6" / 15cm	340L
NET WEIGHT	MAX. PAYLOAD		
23.1 lbs / 10.5 kg	330 lbs / 150 kg		
WARRANTY	MAX. AIR PRESSURE		
24-month	15 psi		



Coil Leash



Swift Attach Center Fin



LIQUID AIR V2 Pump



CIRCUPACK™

Carbon Hybrid PASTEL Paddle





ATLAS

ALL-AROUND ADVANCED

The new ATLAS features more generous volume and payload that cater to those looking for easier ride and carrying more luggage. The comfortable diamond grooving sand-ripple exterior footpad provides extra grip while the strengthened stainless steel leash D-ring ensures a safe ride in small waves.

Constructed with Aqua Marina's exclusive Double Stringer Technology, the ATLAS is 20% stiffer with extraordinary rigidity.

ATLAS 12'0" BT-23ATP

LENGTH	WIDTH	THICKNESS	VOLUME
12'0" / 366cm	34" / 86cm	6" / 15cm	398L
NET WEIGHT	MAX. PAYLOAD		
26.0 lbs / 11.8 kg	396 lbs / 180 kg		
WARRANTY	MAX. AIR PRESSURE		
24-month	15 psi		



Coil Leash



Swift Attach Center Fin



LIQUID AIR V2 Pump



CIRCUPACK™

Carbon Hybrid PASTEL Paddle



ALL-AROUND ADVANCED Series




Refreshed Outline Shape

New rounded square tail for better stability during paddling




Double Stringer Tech

Featuring full compression stringers on both sides to deliver 20% more stiffness and rigidity



Tail Kick Pad

Bonus built-in tail kick pad allowing smooth maneuvering of cutbacks and turns



Comfort EVA Footpad

Diamond grooving sand-ripple exterior EVA footpad for ultimate grip and comfort



Red Strap™ Bungee System

Iconic ultra elastic Red Strap™ bungee system for effortless cargo securing



Seat D-ring

Added stainless steel D-rings on deck pad for optional seat connection (*Seat is not included.)

ALL-AROUND ADVANCED Series - ACC



Refreshed CIRCUPACK™

Made from recycled PET bottles - an estimated 28 PET bottles are spared from ending up in our landfills



Premium PASTEL Paddle

Weighing just 900g, that is 14% lighter through a hybrid shaft of 30% carbon fabric +70% fiberglass and a reinforced blade of 60% fiberglass



LIQUID AIR V2 Pump

Featuring an iconic logo red piston, greater volume and super ergonomic design for easier and quicker inflation



Swift Attach Fin System

Game-changing patented Swift Attach Fin System (SAFS™) for fast and secure fin attachment



Heavy-duty Coil Leash

Upgraded 10/7mm coil leash for maximized strength and minimized drag in the water



CORAL* Carry Strap

Bonus 2-in-1 carry strap refreshed with an all new fabric that is comfortable and vivid to pair harmoniously with your board



TOURING

CORAL TOURING / HYPER

Raspberry



CORAL TOURING

T O U R I N G

CORAL TOURING features a more advanced cruising shape specifically designed for all levels of trekking enthusiasts. This board delivers great straight tracking performance with paralleled rail side and melded hydrodynamic rail edge for clean water release and reduced tail drag. CORAL TOURING models are constructed with our Drop Stitch Light Technology which facilitates a balanced stiffness and weight ratio for effortless distribution.

CORAL TOURING 11'6" BT-23CTPR

LENGTH	WIDTH	THICKNESS	VOLUME
11'6" / 350cm	31" / 79cm	6" / 15cm	328L
NET WEIGHT	MAX. PAYLOAD		
20.5 lbs / 9.3 kg	286 lbs / 130 kg		
WARRANTY	MAX. AIR PRESSURE		
24-month	15 psi		



Coil Leash



Swift Attach Racing Fin



CIRCUPACK™



Carry Strap



LIQUID AIR V2 Pump

Carbon Hybrid PASTEL Paddle



Night Fade



CORAL TOURING

T O U R I N G

CORAL TOURING features a more advanced cruising shape specifically designed for all levels of trekking enthusiasts. This board delivers great straight tracking performance with paralleled rail side and melded hydrodynamic rail edge for clean water release and reduced tail drag. CORAL TOURING models are constructed with our Drop Stitch Light Technology which facilitates a balanced stiffness and weight ratio for effortless distribution.

CORAL TOURING 11'6" BT-23CTPN

LENGTH	WIDTH	THICKNESS	VOLUME
11'6" / 350cm	31" / 79cm	6" / 15cm	328L
NET WEIGHT	MAX. PAYLOAD		
20.5 lbs / 9.3 kg	286 lbs / 130 kg		
WARRANTY	MAX. AIR PRESSURE		
24-month	15 psi		



Coil Leash



Swift Attach Racing Fin



CIRCUPACK™




Carry Strap



LIQUID AIR V2 Pump

Carbon Hybrid PASTEL Paddle



Navy Blue



HYPHER 11'6"

T O U R I N G

Unsurpassed stiffness and stability makes the HYPHER ideal for carrying camping gear, whilst the streamlined outline makes it perfect for high-speed cruising enabling you to paddle further and longer. The HYPHER inflatable touring board is going to be every explorers' favourite mode of transportation.

HYPHER models come with our signature Double Chamber Technology for additional security and improved rigidity.

HYPHER 11'6" BT-23HY01

LENGTH	WIDTH	THICKNESS	VOLUME
11'6" / 350cm	31" / 79cm	6" / 15cm	330L
NET WEIGHT	MAX. PAYLOAD		
24.5 lbs / 11.1 kg	286 lbs / 130 kg		
WARRANTY	MAX. AIR PRESSURE		
24-month	15 psi / 10 psi (center chamber)		



Coil Leash



Swift Attach Racing Fin



CIRCUPACK™



LIQUID AIR V2 Pump



Navy Blue



HYPER 12'6"

T O U R I N G

Unsurpassed stiffness and stability makes the HYPER ideal for carrying camping gear, whilst the streamlined outline makes it perfect for high-speed cruising enabling you to paddle further and longer. The HYPER inflatable touring board is going to be every explorers' favourite mode of transportation.

HYPER models come with our signature Double Chamber Technology for additional security and improved rigidity.

HYPER 12'6" BT-23HY02

LENGTH	WIDTH	THICKNESS	VOLUME
12'6" / 381cm	32" / 81cm	6" / 15cm	370L
NET WEIGHT	MAX. PAYLOAD		
26.7 lbs / 12.1 kg	374 lbs / 170 kg		
WARRANTY	MAX. AIR PRESSURE		
24-month	15 psi / 10 psi (center chamber)		



Coil Leash



Swift Attach Racing Fin




CIRCUPACK™



LIQUID AIR V2 Pump



TOURING Series



HYPER* Fore Keel™ Design

Hool-like molded keel engineered for efficient water stroke and straight paddling with ease



REC Edge™ System

Hydrodynamic rectangular rail edge remolded for cleaner back-end water release while keeping wake loss to a minimum



Tail Kick Pad

Bonus built-in tail kick pad allowing smooth maneuvering of cutbacks and turns



Comfort EVA Footpad

Diamond grooving sand-ripple exterior EVA footpad for ultimate grip and comfort



Dual Red Strap™ Bungee System

Dual ultra elastic Red Strap™ bungee system ideal for day trippers carrying all gear and supplies



Seat D-ring

Added stainless steel D-rings on deck pad for optional seat connection (*Seat is not included.)

TOURING Series



Refreshed CIRCUPACK™

Made from recycled PET bottles - an estimated 28 PET bottles are spared from ending up in our landfills



Heavy-duty Coil Leash

Upgraded 10'7mm coil leash for maximized strength and minimized drag in the water



LIQUID AIR V2 Pump

Featuring an iconic logo red piston, greater volume and super ergonomic design for easier and quicker inflation



Swift Attach Fin System

Game-changing patented Swift Attach Fin System (SAFS™) for fast and secure fin attachment



CORAL TOURING* Carry Strap

Bonus 2-in-1 carry strap refreshed with an all new fabric that is comfortable and vivid to pair harmoniously with your board



CORAL TOURING* PASTEL Paddle

Weighing just 900g, that is 14% lighter through a hybrid shaft of 30% carbon fabric +70% fiberglass and a reinforced blade of 60% fiberglass



F I T N E S S
DHYANA/PEACE/YOGA DOCK



DHYANA

F I T N E S S

The Dhyana provides everything you need to de-stress and enjoy the peace and tranquility of paddle board yoga. Just take your practice to the water with this new moving platform for an intense and exciting way of balance training.

Constructed with Aqua Marina's exclusive Drop Stitch Light Technology, the DHYANA is lightweight but super stiff.

DHYANA 11'0" BT-23DHP

LENGTH	WIDTH	THICKNESS	VOLUME
10'8" / 325cm	34" / 86.5cm	6" / 15cm	347L
NET WEIGHT	MAX. PAYLOAD		
21.2 lbs / 9.6 kg	341 lbs / 155 kg		
WARRANTY	MAX. AIR PRESSURE		
24-month	15 psi		



Coil Leash



Swift Attach Center Fin



Paddle Holder



CIRCUPACK™



LIQUID AIR V1 Pump



Carry Strap



Connection Strap x 3





PEACE

FITNESS

The new PEACE aqua mat is the ultimate balancing platform for a full body workout to increase strength, core stability, improved proprioception and coordination. Featuring the rectangular shape with the incredible volume of 340L and the dimension of 8'2" x 35", the PEACE is the board to keep you up and dry during your practice but takes up minimal space.

Constructed with Aqua Marina's exclusive Drop Stitch Light Technology, the PEACE is lightweight but super stiff.

PEACE 8'2" BT-23PC

LENGTH 8'2" / 250cm	WIDTH 35" / 90cm	THICKNESS 6" / 15cm	VOLUME 340L
NET WEIGHT 19.8 lbs / 9.0 kg	MAX. PAYLOAD 330 lbs / 150 kg		
WARRANTY 24-month	MAX. AIR PRESSURE 15 psi		




Carry Bag



LIQUID AIR V1 Pump



Carry Strap





YOGA DOCK

F I T N E S S

Challenge yourself on the water. Bring your next yoga class to the water and experience the tranquility of the nature surrounding.

The yoga platform can dock up to 8 DHYANA boards for yoga lessons.

Constructed with Aqua Marina's exclusive Drop Stitch Light Technology, the YOGA DOCK is lightweight but super stiff.

YOGA DOCK 9'6"

BT-23YD

OUTER DIAMETER	INNER DIAMETER	THICKNESS	VOLUME
9'6" / 290cm	67" / 170cm	4.7" / 12cm	470L

NET WEIGHT	MAX. PAYLOAD
31.3 lbs / 14.2 kg	485 lbs / 220 kg

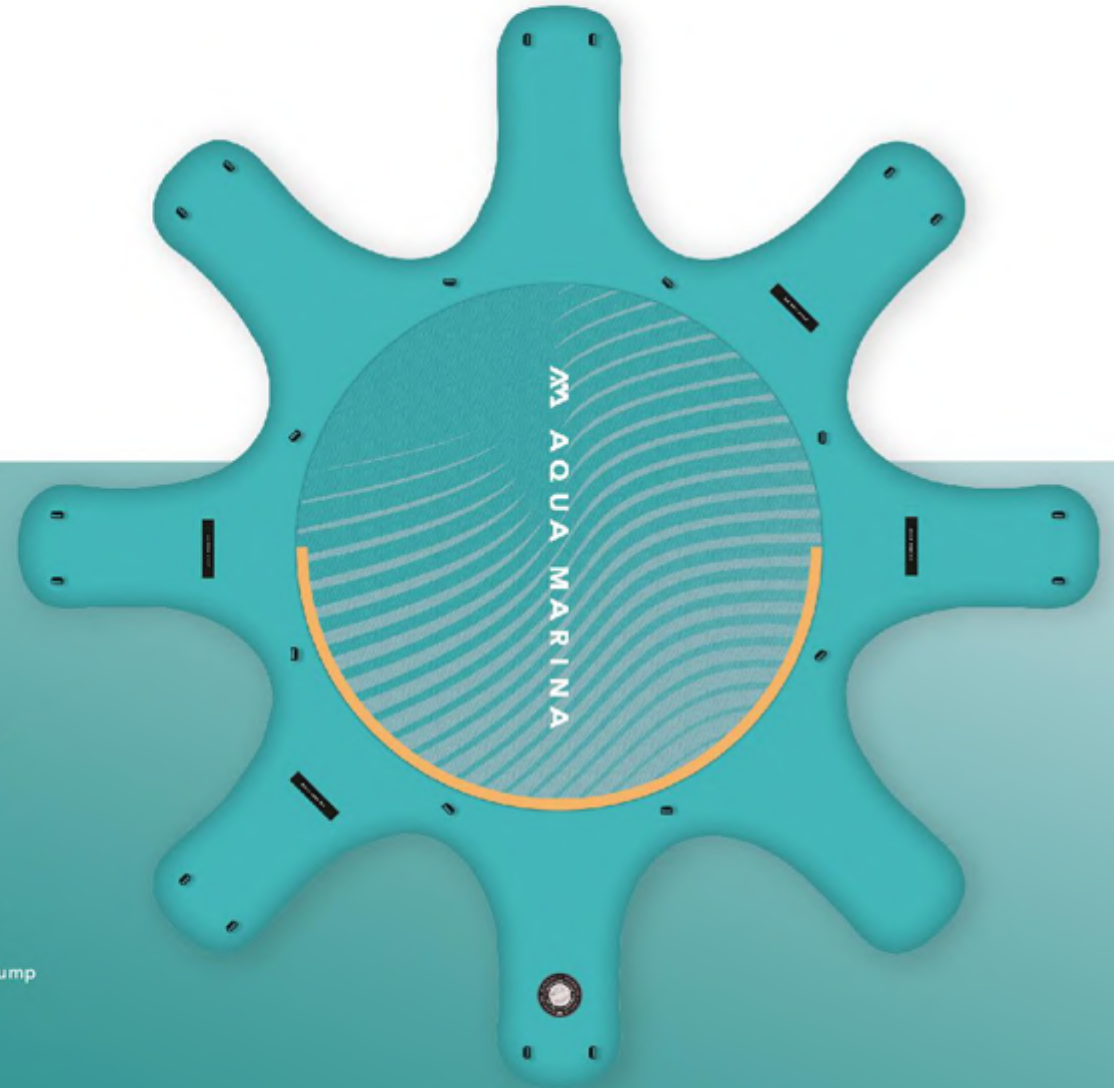
WARRANTY	MAX. AIR PRESSURE
24-month	15 psi



Carry Bag



LIQUID AIR V1 Pump



FITNESS Series



Refreshed Outline Shape

Redefined shape with new length and width ratio providing better stability for balance training and better glide for SUP paddling



Comfort EVA Footpad

Newly-developed sand-ripple grooving EVA footpad with a total coverage of 90% of the board for ultimate comfort during fitness sessions



Red Strap™ Bungee System

Iconic ultra elastic Red Strap™ bungee system for effortless cargo securing



Multiple Carry Handle Design

Multiple solid neoprene carry handles strategically placed to assist in achieving specific poses and increasing core strength



FITNESS Series



Refreshed CIRCUPACK™

Made from recycled PET bottles - an estimated 28 PET bottles are spared from ending up in our landfills



SPORTS III Paddle

Featuring an iconic logo red shaft and reinforced blade for great paddling efficiency



LIQUID AIR V1 Pump

Featuring an iconic logo red piston and great inflating & deflating efficiency



Swift Attach Fin System

Game-changing patented Swift Attach Fin System (SAFS™) for fast and secure fin attachment



Heavy-duty Coil Leash

Upgraded 10'/7mm coil leash for maximized strength and minimized drag in the water



Yoga Carry Strap

Bonus 2-in-1 carry strap refreshed with an all new fabric that is comfortable and vivid to pair harmoniously with your board

SS23 ISUP BOARD LINEUP



All-around

All-around Advanced

Touring

Racing

River

Surf

Windsurf

Multi-person

Fitness

Fishing

Kids



INFLATABLE KAYAK & CANOE

wonder is all-around

ANGLING KAYAK

CALIBER - 398



ANGLING KAYAK

CALIBER - 398

For our innovative wildlife explorers, we're excited to introduce the CALIBER. The newest addition to our kayak family prepared with fishing enthusiasts in mind! Built for comfort and stability, the CALIBER is 13 feet long with a maximum payload of 180KG.

CALIBER 13'1" CA-398

LENGTH 13'1" / 398cm	WIDTH 39" / 98cm	MAX. PASSENGER 2
WEIGHT 40.3lbs / 18.3 kg	MAX. PAYLOAD 396 lbs / 180 kg	AIR CHAMBERS 2+1
DRAIN VALVES 1+4 self bailing	WARRANTY 1-year	



Cup Holder



Kayak Fin x 2



Kayak Backpack



16" Hand Pump



Fishing Seat



ANGLING KAYAK

Multi-use Angling Kayak

Created for our multi-taskers, this is a truly multi-use kayak capable of freely switching between paddling and fishing expeditions, or from solo to tandem mode.

Solo Mode (fishing-oriented):

Providing stable and spacious fishing platform
Allowing fishing enthusiasts to customize their fishing gear (*Fishing seat x 1 included.)

Tandem Mode (paddling-oriented):

Providing stable kayaking experience in all water conditions (*Kayak seat x 2 optional.)



CALIBER
(Tandem Mode)



CALIBER
(Solo Mode)

ANGLING KAYAK




Foldable Fishing Seat

Foldable aluminum fishing seat specially developed for long-duration back support



Universal Mount Base

Equipped for easy mounting of after-market accessories like POV cameras, rod holders, fish finders and much more.



Fish Ruler

Featuring a discrete 30-inch fishing ruler to make measuring a breeze



V-cone Protection

Hard V-cone protection on both stem and stern for anti-collision purpose



Deck Shield™ Design

Water shield preventing splash from flowing backwards to the cockpit



AM Cup Holder

New AQUA MARINA cup holder compatible with both small cans and large water bottles

ANGLING KAYAK



Comfort EVA Footpad

Diamond grooving sand-ripple exterior EVA footpad for ultimate grip and comfort



Drain Valve System

Superfast 1+4 self-bailing valves can be left open for quick water drainage in whitewater




Dual Footrest System

2 sets of fixing straps strategically placed for adjusting the footrest in both solo or tandem mode



Slide-in Center Fin

2 removable slide-in kayak fins for straightline tracking ability



Paddle Holder

Velcro paddle holder design for easy paddle lock and to free your hands during fishing
(*Paddle is not included.)



Zip Backpack

Heavy-duty zip backpack neatly packing all accessories for great portability

SPEED KAYAK/CANOE

TOMAHAWK AIR-K/AIR-C



SPEED KAYAK

T O M A H A W K A I R - K

Our 2023 TOMAHAWK series has been refreshed with an all new marine-style colour way. Decorated in signature AQUA MARINA wave patterns, it's sure to stand out with its stunning and modern design on any waters.

Fully constructed with our DROP STITCH LIGHT Technology, our TOMAHAWK is made with impeccable quality and features ultra-stiffness and stability.

	AIR-K 375	AIR-K 440
LENGTH	12'4" / 375cm	14'5" / 440cm
WIDTH	28" / 72cm	31" / 78cm
WEIGHT	36.6 lbs / 16.6 kg	44.8 lbs / 20.3 kg
MAX. PASSENGER	1	2
MAX. PAYLOAD	282 lbs / 128 kg	462 lbs / 210 kg
AIR CHAMBERS	3	3
DRAIN VALVES	2	2
AIR PRESSURE	10 psi	10 psi
DROP-STITCH THICKNESS	2.8" / 7cm	2.8" / 7cm
WARRANTY	1-year	1-year



Kayak Seat
(AIR-K 375 x 1 / AIR-K 440 x 2)



Kayak Fin x 2



Kayak Backpack



LIQUID AIR V1 Pump



SPEED CANOE

T O M A H A W K A I R - C

Our 2023 TOMAHAWK series has been refreshed with an all new marine-style colour way. Decorated in signature AQUA MARINA wave patterns, it's sure to stand out with its stunning and modern design on any waters.

New for 2023, our AIR-C is upgraded again with 3 additional drop-stitch cushions to raise the seat for utmost comfort. This 2- to 3-person switchable canoe offers great value and versatility - it's all in the box!

	AIR-C
LENGTH	15'8" / 478cm
WIDTH	35" / 88cm
WEIGHT	54.5 lbs / 24.7 kg
MAX. PASSENGER	3
MAX. PAYLOAD	573 lbs / 260 kg
AIR CHAMBERS	3+2
DRAIN VALVES	2
AIR PRESSURE	10 psi
DROP-STITCH THICKNESS	2.8" / 7cm
WARRANTY	1-year



Kayak Seat x 3



Seat-raise Cushion x 3



Kayak Fin x 2



Kayak Backpack



LIQUID AIR V1 Pump



SPEED KAYAK / CANOE




Molded Keel

Molded keel under both bow and stern for remarkable water stroke efficiency



Safety Grab Rope

Safety grab rope design for easy grasp




Comfort EVA Footpad

Diamond grooving sand-ripple exterior EVA footpad for ultimate grip and comfort



Drain Valve Design

2 superfast self-bailing valves for fast water drainage



AIR-C* Inflatable Keel

Patented inflatable keel design for improved tracking performance



AIR-K* Deck Shield™ Design

Water shield preventing splash from flowing backwards to the cockpit

SPEED KAYAK / CANOE



Refreshed CIRCUPACK™

Made from recycled PET bottles - an estimated 28 PET bottles are spared from ending up in our landfills



LIQUID AIR V1 Pump

Featuring an iconic logo red piston and great inflating & deflating efficiency



AIR-C* Seat-raise Cushion

Tailored inflatable drop-stitch seat cushions ensuring ease of paddling



SS23 KAYAK & CANOE LINEUP



BETTA



LAXO



RIPPLE



MEMBA



STEAM




CASCADE



CALIBER



TOMAHAWK



ACCESSORIES

ACCESSORY



TURBO - Electric Pump

- A4 paper size: super portable and space-saving
- New design: coming in signature Aqua Splash color, very eye-catching
- Superb capabilities: combining inflation and deflation mode in one and allowing a maximum 20psi air pressure at a higher accuracy


ACCESSORY



Micro-fabric Poncho

Quick-drying material, designed to change in and out of sportswear with ease before hitting the waters.

ACCESSORY



Thermal Poncho

Waterproof and made to keep you warm and dry when paddling in frigid weather conditions.

ACCESSORY



SAFS™ Adaptor

Switch between Swift Attach Fin System
and Slide-in Fin System.